



Welcome to Cantonian High School




There is always a lot to learn about a new school and this booklet has been made to give you some important information before you start in September.

“The best from each, success for all”



Below you will see our school logo



This is a secondary / high school for pupils aged 11 -
18

We have around one thousand pupils at the school
grouped into year groups by age:

Year 7	11-12 years old
Year 8	12-13 years old
Year 9	13-14 years old
Year 10	14-15 years old
Year 11	15-16 years old
Year 12	16-17 years old
Year 13	17-18 years old

You will be starting in September as a year 7 pupil.



This is where the hot food options are. If you want hot food you will take a tray to the hatch and choose from the food there.



This is where you choose a drink and pay or hand in your lunch ticket.



The ladies in green tops are the canteen staff and they will serve your lunch.

The lady in the blue shirt is called Carol and is a lunch time supervisor. She's there to help you.






Our canteen

This is where everyone in the school has their lunch

This is where you can buy hot or cold food.



There are snack and drink machines.

These are the tables that people sit at to eat.



“The best from each, success for all”



The name of my new school is : **Cantonian
High School**

The address is: **Fairwater Road
Llandaff
Cardiff
CF5 3JR**

The telephone number is: **02920 415250**

The name of the head-teacher is **Mrs Spargo**

School starts at **8:35am** and finishes at **3:05pm**

I will attend the school from **Tuesday 6th
September 2011**

Read the sentences below. Can you complete them?

I will travel by car / bus / walking / bike / train
(circle the right one)

To get to school on time, I will need to leave my
house at about _____



Changing school should be exciting but you might also feel a bit nervous. It will involve a lot of changes and new experiences for you in September.

1. What do you think it will be like at your new school?

2. What things would you like to find out about your new school?

3. List three things you are looking forward to:

1.

2.

3.

4. List three things you think you might need help with

1.

2.

3.



We also have a 'chill out' room. This is equipped with comfortable chairs and books and games. You can come here if you need some 'time out'

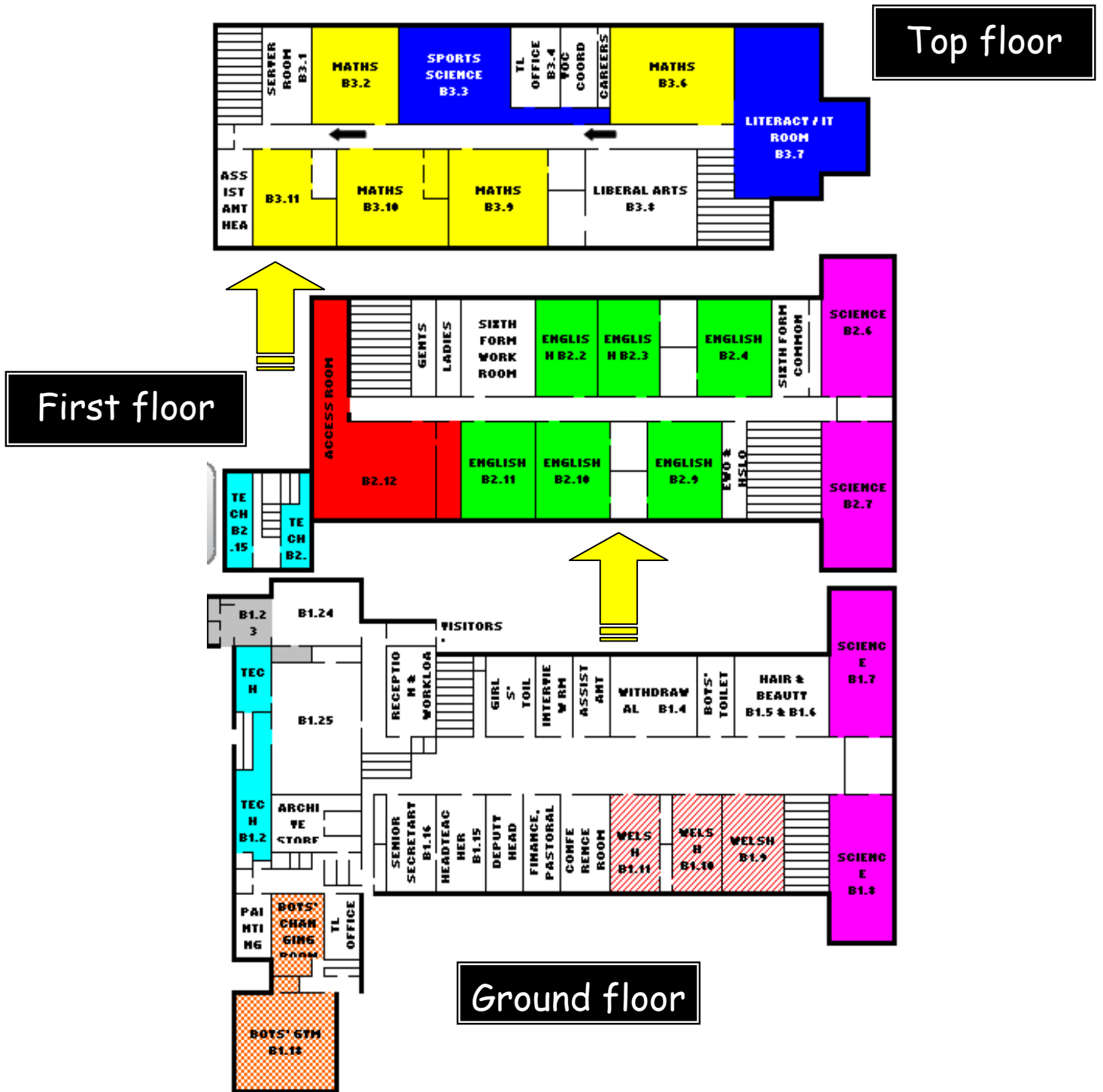


We also have tables so that you can eat your lunch in here. We have a kettle, fridge, microwave and toaster so that you are able to make yourself a snack if you wish.





This is a map of Block 'B' of the school





Finding your way around the school

Most Year 6 pupils feel a little scared about going to a school which is so much bigger than their primary school. They feel worried about getting lost, or being late for a lesson because they're not sure of where the room is.



A map can help because it shows where all the different rooms are and you can easily see the quickest way to get there.

If you like science you could look to see where the science labs are.

Or if you think dinnertime is the best thing about school then you can look to see where the canteen is!



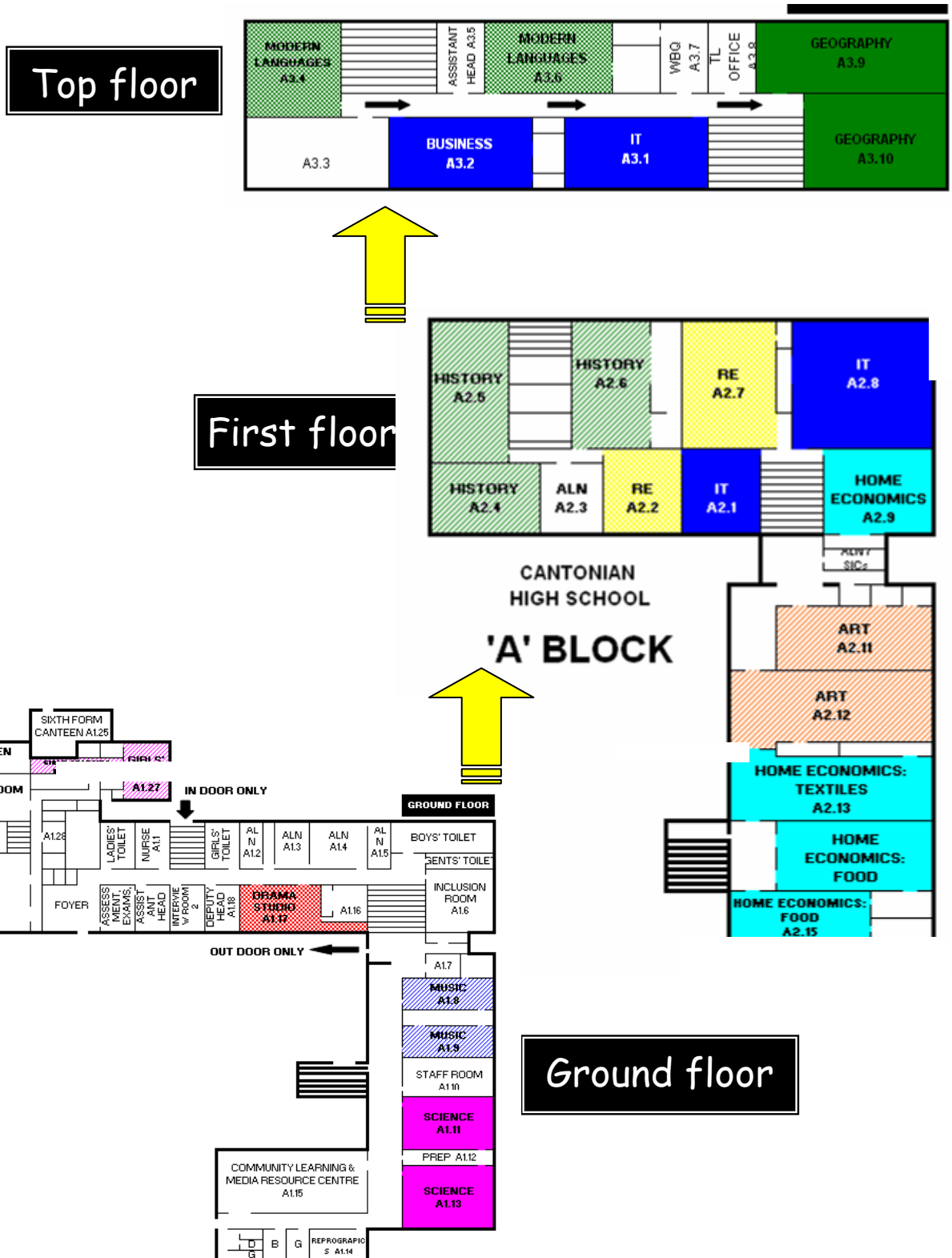
These are photographs of the school buildings



“The best from each, success for all”



This is a map of Block 'A' of the school



“The best from each, success for all”



Rules

Why do we have them?

Every school will have some rules. You might not like them or even agree with them but they are there to make life easier for everyone in school and keep everyone safe.

Access base rules

- 1 Arrive on time, properly prepared for lessons
- 2 Follow instructions from all staff straight away
- 3 Keep hands, feet, objects and unkind words to yourself
- 4 Complete your work to the best of your ability
- 5 Take care of equipment, materials and the environment

Corridor Rules

- 1 WALK quietly on the left
- 2 TALK, don't shout
- 3 RESPECT those around you




You will be part of a group of pupils within the Access Base at Cantonian High School.

The teacher in charge of the base will be Mrs Oliver and the Specialist ASC teacher will be Mr Griffiths.



Mrs Oliver



Mr Griffiths


Mr Routley, Mrs Harris, Mrs Rathod, Mr Davies, and Miss James all work in the Access base as Teaching Assistants and they will be there to help and support you.



Mr Routley



Mrs Harris



Miss James



Mr Davies



Mrs Rathod



Here are some photographs of the Access Base



There will be a number of times throughout each week when you may be in here for some of your lessons.

“The best from each, success for all”



Timetables

One of the first pieces of information you will be given in September will be your timetable. It's very important because it not only tells you which lessons you will have that day but it also gives you a clue about the equipment you will need to pack in your bag the night before. It also tells you what time each lesson starts and finishes and in which room they will take place.



If you haven't got a watch yet, it might be a good idea to buy one to practise telling the time and getting to places on time.

The timetable will let you know which teacher you will have for each subject. Instead of just one teacher, you're going to have to get used to being taught by as many as 15 different teachers!

You will probably have 5 different subjects every day and some will be in special rooms. For example science will usually take place in a laboratory.